


# ENGLISH around the world



# *Lesson plan #1*

# TIME TO read!

To begin our class, please come to the teacher's table and get a piece of paper for you. First you should read it by yourself and then when you are finished, please find a partner and read it together.



# TIME TO volunteer!

Would anyone like to volunteer to read your passage out loud for the rest of the class?



# TIME TO answer!

Now it is time to start thinking about some questions...

You are going to receive a sheet of paper and after finishing answering the questions, give it back to the teacher.

- How do you feel speaking English? How did you feel during the activity today?
- Do you consider yourself an English speaker? Why (not)?
- Do you use English in your daily life? In what situations?
- In your opinion, why do we learn English nowadays at school? Is it important? Why (not)?
- Do you have a “role model” of speaking English? If yes, who is it?

# *Lesson plan #2*

# TIME TO organize!

Please form small groups all across the classroom. We are going to listen to 4 people speaking English.

Can you imagine which countries are they from? Sit with your group and make your guesses!

- Why did you think that?



# LET'S MEET our mysterious speakers

[HTTPS://WWW.YOUTUBE.COM/  
WATCH?V=DDRZMTGOIOC](https://www.youtube.com/watch?v=DDRZMTGOIOC)



[HTTPS://WWW.YOUTUBE.COM/  
WATCH?V=ADGIT0KJND4](https://www.youtube.com/watch?v=ADGIT0KJND4)



[HTTPS://WWW.YOUTUBE.CO  
M/WATCH?V=IBBB-VJZB50](https://www.youtube.com/watch?v=IBBB-VJZB50)



[HTTPS://WWW.YOUTUBE.COM/  
WATCH?V=U8IY5ZVXHJC](https://www.youtube.com/watch?v=U8IY5ZVXHJC)



# TIME TO reveal them!

First audio: **Brazilian**. It was Anitta!

Second audio: **Indian**. It was Priyanka Chopra!

Third audio: **Pakistani**. It was Malala!

Fourth audio: **Colombian**. It was Shakira!

# TIME TO debate!

Now that you have the real answers, let's form a conversation circle and share our thoughts on it! Shall we?

- Did you get surprised by the answers?
- Has something changed in the way you feel as an English speaker?
- What do you think about their pronunciation? Are they intelligible?
- Do you think speaking English can connect you with those people?

# *Lesson plan #3*

# TIME TO recap!

Do you remember what we were talking about in the past two classes?

We are going to keep in that direction!

First, let's form a conversation circle.



# What do you know about...?

## JAMAICA

# What do you know about...?

## NIGERIA

# What do you know about...?

## INDIA

What do you know about...?

# SOLOMON ISLANDS

Can you think of one  
thing that all those  
countries have in  
common?

They all have English as  
their official language!

# TIME TO discuss!

- How did you feel as an English speaker before our classes?
- How do you feel now? Has something changed?
- What are your impressions of the countries we talked about today?
- During our classes, we have seen that there are many different ways of speaking English. Are they all valid? Why (not)?



# *Preparation for the interviewing activity!*

# WHAT ABOUT getting to know our community?

FOR THIS ACTIVITY, EACH GROUP IS GOING TO CHOOSE A PERSON FROM OUR COMMUNITY (IT COULD BE A TEACHER, A RELATIVE, A NEIGHBOUR, A WORKER, ETC). THEN, THE GROUP IS GOING TO INTERVIEW THAT PERSON. AFTER THAT, YOU MUST BRING THE RESULTS AND SHARE THEM WITH YOUR CLASSMATES NEXT CLASS.

## IMPORTANT DETAILS:

- GROUPS OF 4 OR 5 STUDENTS;
- PRESENTATIONS SHOULD BE NO LONGER THAN 5 MINUTES;
- YOU CAN USE ANY RESOURCE YOU WANT (SLIDES, POSTERS, THE BOARD...)

## QUESTIONS FOR YOUR INTERVIEW:

- HOW DID YOU LEARN ENGLISH?
- DO YOU FOLLOW A MODEL WHEN YOU ARE SPEAKING ENGLISH?
- HOW DO YOU FEEL ABOUT SPEAKING ENGLISH?
- DO YOU THINK YOU HAVE TO SPEAK LIKE A NATIVE SPEAKER? IS IT OK TO HAVE AN ACCENT AS LONG AS PEOPLE UNDERSTAND YOU?

# *Lesson plan #4*

# TIME TO present!

Let's form a semicircle in our class, so we can see our peer's presentations and interact more with them!  
Shall we?



# *Lesson plan #5*

# TIME TO connect!

What about forming a conversation circle again so we can share our thoughts?  
Let's do it!



# TIME TO recap!

Let's try to think about everything we have seen in the past four classes...

- What are your impressions about yourselves now?
- How do you feel about other speakers of English?

# LET'S TAKE A LOOK at some Brazilians speaking English?

- JOEL SANTANA: [HTTPS://WWW.YOUTUBE.COM/WATCH?V=RFJOFUOFO1A](https://www.youtube.com/watch?v=RFJOFUOFO1A)
- FERNANDA TORRES: [HTTPS://WWW.YOUTUBE.COM/WATCH?V=BZJZTRPGB6W](https://www.youtube.com/watch?v=BZJZTRPGB6W)
- BRUNA MARQUEZINE: [HTTPS://WWW.YOUTUBE.COM/WATCH?V=9BCCBLHSRS0](https://www.youtube.com/watch?v=9BCCBLHSRS0)



What are your impressions?  
Do you think they can  
communicate well?

# LET'S TAKE A LOOK at some famous people speaking Portuguese?

- DE ARRASCAETA: [HTTPS://WWW.YOUTUBE.COM/WATCH?V=TZLEV2KOXFK](https://www.youtube.com/watch?v=TZLEV2KOXFK)
- SHAKIRA: [HTTPS://WWW.YOUTUBE.COM/WATCH?V=HMM8UTSNUCC](https://www.youtube.com/watch?v=HMM8UTSNUCC)
- ANCELOTTI: [HTTPS://WWW.YOUTUBE.COM/WATCH?V=KW9IXCIHPKI](https://www.youtube.com/watch?v=KW9IXCIHPKI)



What are your impressions?  
Do you think they can  
communicate well?



Now, think about the person you interviewed for the activity last class.

After everything we saw during our classes, what would you say to that person?


# *Final Project Guidelines*

# LET'S CREATE our Padlet page together?

THE FINAL PROJECT WILL CONSIST OF A SHARED PADLET THAT WILL BE OPEN FOR THE CLASS. THE STUDENTS MUST ENTER THE PADLET THAT THE TEACHER WILL SHARE, AND MAKE A SHORT POST IN ENGLISH (100-150 WORDS) ABOUT ONE OF THE TOPICS FROM NEXT PAGE.

**OPTION 1:** STUDENTS MUST ANSWER “WHAT DOES IT MEAN KNOWING HOW TO SPEAK ENGLISH NOWADAYS?” AND ADD A PHOTO/PICTURE TO ILLUSTRATE IT.

**OPTION 2:** STUDENTS MUST THINK ABOUT THE PERSON THEY INTERVIEWED AND WRITE A LETTER TO THAT PERSON REGARDING THE USAGE OF ENGLISH AND THEIR VIEWS ABOUT IT. THEY MUST ALSO ADD A PHOTO/PICTURE TO ILLUSTRATE IT.




# THANK YOU!

## References:

GUNNER, Jennifer. **The Complete List of 75 Official English-Speaking Countries.** Rosetta Stone Blog, 2 maio 2025. Disponível em: <https://blog.rosettastone.com/english-speaking-countries/>. Acesso em: 9 abr. 2026

**TERMO DE LICENCIAMENTO:** Esta licença permite que outros remixem, adaptem e criem a partir do trabalho para fins não comerciais, desde que atribuíam o devido crédito e que licenciem as novas criações sob termos idênticos.



# INFORMATION FOR TEACHERS:

This is an Open Educational Resource (OER), posted on DALEM Didático website. Visiting our page you can find the Lesson Plans for all the classes here as well as a Guide for Teachers. You can also find more different OERs for teaching English! Feel free to visit the website. LINK: <https://utfpr.curitiba.br/dalemdidatico/>

# FICHA técnica

**Autora:** Danielly Cristina Ferreira

**Orientadora:** Andressa Brawerman Albini

**Revisão:** Joyce Cristina Silva Ferreira

**Modelo de slides feito com:** Canva

**Fotos retiradas de:** StockVault, licença CC0

Contato: [daniellycristina@alunos.utfpr.edu.br](mailto:daniellycristina@alunos.utfpr.edu.br)